

Dec. 16, 1952

C. M. JENKINS

2,621,663

PERMANENTLY ATTACHING COMMERCIAL HAIR TO LIVE HAIR

Filed May 4, 1951

3 Sheets-Sheet 1

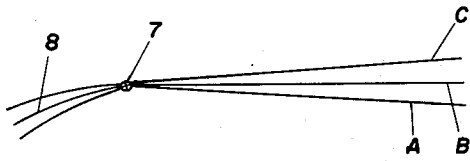


Fig. 1

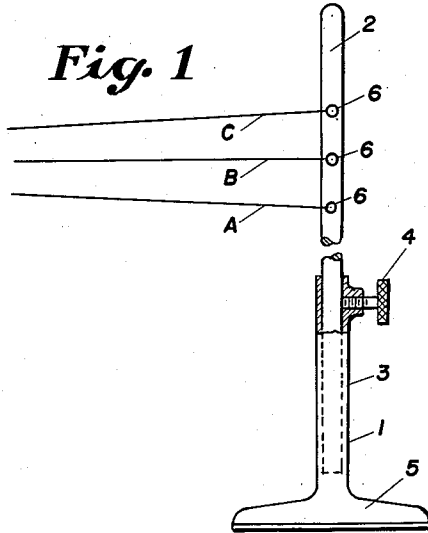


Fig. 2

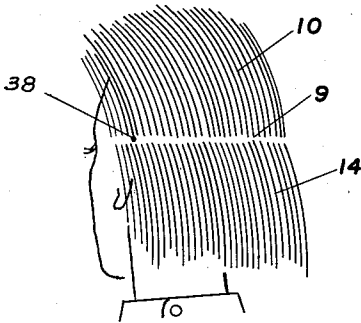


Fig. 3

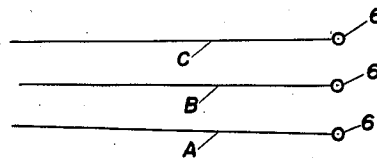
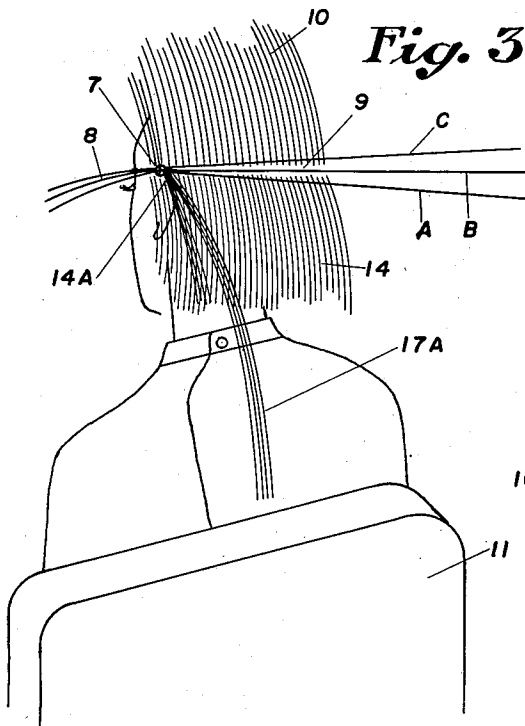



Fig. 4



INVENTOR.
Christina M. Jenkins
BY Harry P. Canfield
Attorney

Dec. 16, 1952

C. M. JENKINS

2,621,663

PERMANENTLY ATTACHING COMMERCIAL HAIR TO LIVE HAIR

Filed May 4, 1951

3 Sheets-Sheet 2

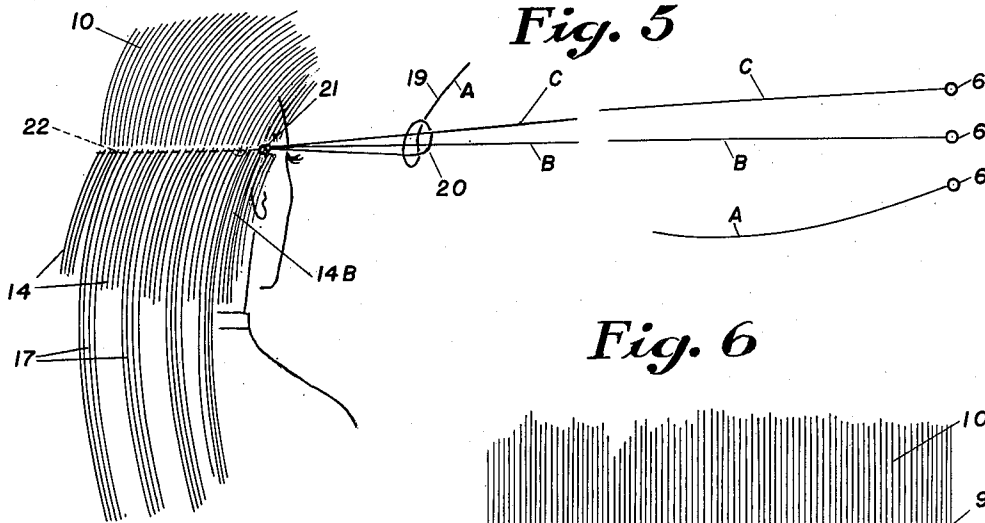


Fig. 5

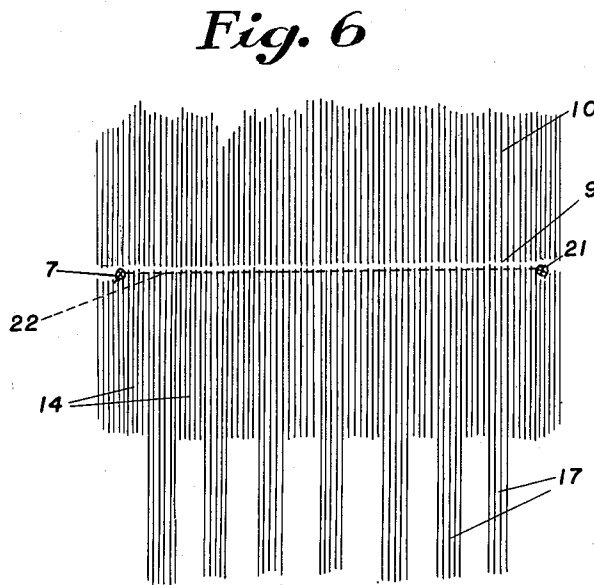


Fig. 6

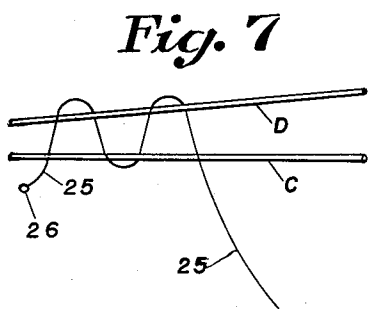


Fig. 7

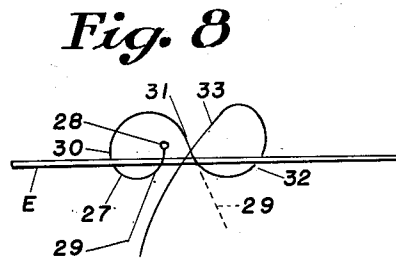


Fig. 8

INVENTOR,
Christina M. Jenkins
BY
Harry P. Canfield
attorney.

Dec. 16, 1952

C. M. JENKINS

2,621,663

PERMANENTLY ATTACHING COMMERCIAL HAIR TO LIVE HAIR

Filed May 4, 1951

3 Sheets-Sheet 3

Fig. 9




Fig. 10

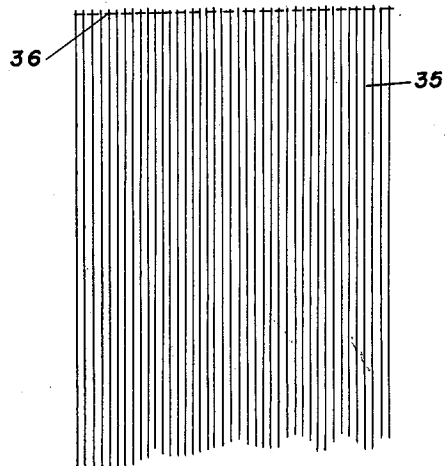
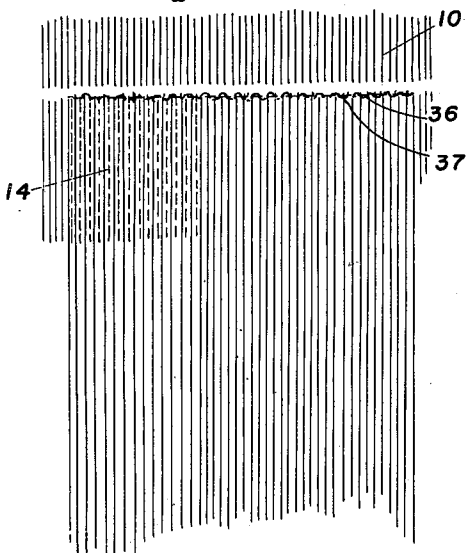


Fig. 11



INVENTOR.
Christina M. Jenkins
BY *Harry P. Canfield*
Attorney

UNITED STATES PATENT OFFICE

2,621,663

PERMANENTLY ATTACHING COMMERCIAL HAIR TO LIVE HAIR

Christina M. Jenkins, Malvern, Ohio

Application May 4, 1951, Serial No. 224,547

19 Claims. (Cl. 132-5)

1

This invention relates to the art of applying commercial hair to the human head to supplement live hair thereon.

The invention is embodied in a method and apparatus by which commercial human hair can be securely attached to the live hair on the head and the means of attachment, and the zone of attachment, rendered invisible. The commercial hair is permanently attached by the practice of the invention and can be cleaned, waved, etc., on the head, the same as if it were live hair; but if for any reason it should become desirable, the commercial hair can be detached and removed.

Heretofore, commercial hair has been made up into accessories going by various names in the art, such for example as "transformations" or "switches," comprising a group or quantity of the commercial hairs fastened together at one end, and mounted on the head by hair pins, bobby pins, or like devices.

Such accessories are objectionable because they cannot be mounted on the head securely, and may become displaced or even come off in use; and to properly mount them on the head, if they are to appear as part of the live hair, requires each time, the work of an expert hair dresser. Also while such accessories may be used in general to give the appearance of additional hair on the head, they are not adapted for use to cover small isolated bald spots, scars, and the like, where a small accessory would be called for because of the difficulty of attaching a small accessory so that its artificiality will not be apparent.

It is the primary object of the invention to provide a method by which commercial human hair can be joined or attached to live hair on the human head, permanently, and the juncture rendered invisible.

Another object is to provide a weaving method by which the foregoing object may be attained.

Another object is to provide an apparatus for facilitating the practice of the method aforesaid.

With these objects in view, and other objects which will occur to those skilled in the art, the method part of the invention and the end results thereof may be described, generally, as follows:

A line of direction is selected on the head, along which the commercial hair is to be attached. It may be a straight line, or a convexly curved line, and of any length, according to the contour of the head at the locality of the line, and according to the purpose of the commercial hair, that is, whether it is primarily to give the live hair the appearance of greater length and thickness, or is to cover a bald or thin spot or a scar, etc.

2

The live hair is "parted" along this chosen line of direction and the hair on one side of the "parting" line is combed back and held out of the way of the weaving process to be performed, and held in reserve until the weaving has been completed.

A number of fine cords or threads, for example three, are securely anchored to the head in parallel, on said chosen line of direction, first at one end of the line, and then progressively along the line and finally at the other end, by interweaving therewith selected strands of the live hair adjacent to the other side of the parting line in a manner to draw the cords themselves tightly together and to securely hold the cords against the head and to hold the strands firmly interwoven with and gripped by the cords. Concurrently with this operation, strands of commercial hair are also similarly interwoven with the cords, and tightly gripped thereby and further drawing the cords together; the weaving of strands of commercial hair alternating with the aforesaid weaving of strands of live hair, successively, all along the length of the cords on the line of direction.

The group of cords considered as a base element, is thus, permanently mounted on and secured close to the head, by interwoven live hair, and commercial hair is interwoven therewith, the commercial hair and the live hair thus being in effect interwoven with each other through the intermediate agency of the cord base.

After the process has been completed as described, the aforesaid reserve hair is brushed or combed back from its reserve position so as to lie over and completely conceal the cord base and the parts of the strands interwoven therewith, the commercial hair appearing as if it were live hair with its roots under the reserve hair.

As a modification of the process and end result, the aforesaid cord base may be securely mounted on the head by the interwoven live hair strands as described, but without alternately weaving strands of commercial hair therewith; and the commercial hair may be made up in the form of a separate accessory, such as is sometimes referred to in this art as a "switch," "chignon" etc., and after the base on the head has been completed, the accessory is sewed or stitched to the base to permanently mount it thereon.

While the invention is in the foregoing generally described, the actual invention is that set forth in the appended claims hereof.

The invention is fully disclosed in the following description taken in connection with the accompanying drawing in which:

Fig. 1 is an elevational view of a standard and

3

ords attached thereto which may be used in the practice of the process of the invention;

Figs. 2 and 3 are views illustrating steps of the process;

Fig. 4 is a diagrammatic view illustrating steps of weaving that may be used in the process;

Fig. 5 is a view illustrating other steps of the process;

Fig. 6 is a view illustrating results of the process;

Figs. 7 and 8 are views similar to Fig. 4 illustrating modification steps of the process;

Figs. 9, 10 and 11 are views similar to Fig. 6 illustrating a modification of the process.

Referring to the drawing, in Fig. 1 is illustrated at 1 an upright standard or post, preferably tubular, comprising an upper section 2 telescoped into a lower section 3 and slidably adjustable therein, and fixed at different adjustments by a thumb screw, or the like 4, in a well known manner. The lower section 3 has an enlarged supporting base 5, to give upright stability to the standard, and the base is preferably smooth enough on the bottom to be easily slid on the floor of a beauty shop where it is to be used to adjust its position from time to time for a purpose that will appear.

The upper section 2 is provided with means to which cords may be attached, and this may be any convenient form of device, such for example, as headed screws, spools or pins 6-6 on which cords, such as the cords A, B and C may be tied, or wound, or over which loops at the ends of the cords may be looped.

As will appear later, the invention may be practiced with one cord, or with several cords, say three or four, and as a generalized case, three cords A, B and C have been shown. The devices 6-6 are placed so as to space the cords apart on the standard a suitable distance, such for example, as 3 inches.

The cords A, B and C attached to the standard 1 as referred to, are held horizontally and all pulled equally tight and then knotted together at their free ends as at 7 Fig. 1; and it may facilitate later operations to leave free ends of the cords beyond the knot, as at 8.

The cords are of considerable length so that their converging end portions will be close together, a suitable length being 3 feet between the standard 1 and knot 7, the cords being illustrated with a middle part broken away to shorten the figure.

It is desirable to maintain approximately equal tension in the cords A, B and C as the weaving process to be described is performed on the head of the customer, and to this end the standard can be adjusted as described to correspond to the height of the customer's head from the floor, to keep the middle cord, horizontal, from its attachment point on the standard to the customer's head.

The actual tension maintained in the cords during the process will be referred to later.

In the following description, an illustrative case has been chosen in which the advantages of the invention are most completely developed, namely, that of a customer at a beauty shop who wants the hair hanging from the back of the head increased in length or in length and thickness.

The operator first combs the customer's hair as indicated in Fig. 2 to part it as at 9 along a chosen line of operation, the parting line in this case starting at a point above the ear and at about the temple on the left side, and going all

4

around the back of the head to a like point on the right side; the hair as indicated at 10 being swept up and held above the part in any suitable manner to keep it there in reserve and out of the way of the weaving operation to follow.

The hair at the lower side of the part depends therefrom as at 14.

The customer is seated in a chair as shown in Fig. 3 and the operator adjusts the standard section 2 up or down as described so that the cords A, B and C will be about on a level with the parting line 9; and then with her left hand she lays the knot 7 on the head at the left end of the parting line or at the left temple. If at this time the cords A, B and C are slack or are too tight, the base 5 of the standard is shifted on the floor, until the cords have just enough tension in them not to sag or be slack.

Holding the knot 7 against the head may be facilitated by grasping the free ends 8 of the cords beyond the knot.

The cords A, B and C are also adjusted by shifting the base 5 so as to lie about tangent to the convexity of the head at the temple.

The operator, standing behind the chair 11, and holding the cords A, B and C in said position by her left hand, proceeds to weave with her right hand as follows.

A strand 14A of live hair is separated from the hair at the lower side of the parting line and close to the knot 7 and consisting of say, 30 or 40 hairs; and is interwoven with the cords A, B and C. A variety of successive weaving movements or weaving programs may be followed, but as an illustrative example, that indicated diagrammatically in Fig. 4 is preferred.

The strand 14A beginning at 15 where 16 indicates the roots of the strand is first put behind or under the cord A; then between the cords A and B and upwardly over cord B; then between the cords B and C and under cord C; then down and over cord C; then under cords B and A; then up and over cord A; then under cords B and C; then down and over cords C and B; and then under cord A; the remainder of the strand 14A being held in the hand.

With the cords held toward the head, the strand 14A is then pulled tight through the cords and concurrently pushed toward the left against the knot 7. As the result, the cords are drawn together by the strand and firmly grip the strand therebetween; and the cords are pulled inwardly into contact with the scalp.

This first strand 14A of live hair which may be considered as a cord-anchoring strand, thus securely attaches or anchors the cords to the live hair and securely attaches the cords to the head. The operations, as described, cause the cords and strand to be permanently interlocked or interwoven together, and cause the cords adjacent to the knot to be held against the head.

A strand 17A of commercial hair is then selected consisting of 30 to 40 hairs, and is interwoven with the cords at the right side of the anchoring strand 14A preferably by the same weaving program as above described for the anchoring strand 14A; and after interweaving it with the cords, it is pulled tight therewith, and pushed toward the left and against the anchoring strand 14A, with the result that it is securely gripped by and permanently attached to the cords and the cords permanently bound against the head.

The commercial strand 17A may be interwoven as described at a portion thereof near one end; or at a portion in its middle between the ends,

5

in accordance with the wish of the customer to have merely an increased length of hair, or both increased length and thickness.

Another strand of live hair similar to the anchoring strand 14A is then in a similar manner interwoven and gripped by the cords and pushed over against the said first commercial hair strand 17A and it attaches the cords to the head at a corresponding succeeding point; and this is followed by another strand of commercial hair as described; and so on.

This process is continued all along the selected parting line 9; live hair strands alternating with commercial hair strands; and the cord base provided by the cords A, B and C, is thereby securely and permanently attached to the head by the live hair strands at closely spaced points therealong, with the commercial hair, closely intermingled therewith, securely attached to the cords and depending therefrom all along the length of the line.

In this particular illustrative example, the contour of the head at the line of operation is rearwardly rounded or convex; and for best results it is desirable to keep the cords always close to or tangent to the convexity of the head as the process proceeds; and this may readily be done by shifting the base 5 of the standard along the floor from time to time, as will be understood. Also at any stage of the process, the base 5 of the standard may be shifted to adjust the tension of the cords, the preferred amount of tension being just enough to take up slack in the cords, so as to permit them to be readily separated at the point of weaving to facilitate inserting the strands therebetween in the weaving operation, and to avoid discomfort to the customer by pulling too much on the strands of live hair.

When the weaving operation has been continued around the head to the end of the chosen line, a finishing-off operation is performed including making a terminal knot in the cords to tie them together. This is preferably done as follows with reference to Fig. 5.

The last strand to be woven is one of live hair at 14B and as aforesaid, it ties the cords to the head as well as to each other, and it becomes the anchoring strand at the finished end.

One of the cords, say the cord A, is cut at a convenient length from the head, to provide a free end portion 19 and it is interwoven with the other two cords in the form of a loose slip knot as at 20. The slip knot is then closed up by pulling on the free end portion 19 and concurrently moved along the cords B and C toward the head and is finally drawn tight with respect to the cords B and C and against the cord anchoring strand 14B.

This is repeated with the free end portion 19 until a number of slip knots, say three, have been made, one tightly against the other, which permanently secures all of the cords together in a tight terminal knot 21 against the end anchoring strand 14B without liability that the knot will become undone.

Fig. 5 indicates that terminal knot at 21 after two of the slip knots have been drawn tight, and at 20 illustrates another slip knot in the process of being made.

The free ends of the cords outwardly of the terminal knot 21, and the aforesaid free ends 3 outwardly of the beginning knot 7, Fig. 3, are now cut off close to the knots and the weaving job is finished.

6

The live reserve hair 10 above the line of operating is now combed down over the interwoven cords and strands and merges with the commercial hair, and covers and conceals the cord base and the interwoven portions of the strands.

In Fig. 6 is illustrated, somewhat diagrammatically, the finished operation. At 9 is the parting line; with the reserve hair 10 swept up out of the way. The cord base is indicated in dotted line at 22 substantially concealed by the alternating strands of the live hair 14 and commercial hair 17 interwoven therewith and intermingled together; the beginning and terminal knots being indicated at 7 and 21. As will be apparent, when the reserve live hair 10 is combed back down it will overlap and cover and completely conceal the operation, including the base 22 and the knots 7 and 21.

To insure that the combed back reserve live hair 10 will sufficiently overlap the knots 7 and 21, and conceal them and the weaving operation, the knots may be located and the weaving operation begun at a point inwardly of the ends of the part 9 as shown, for example at the point 38 in Fig. 2.

It is believed that it will be clear from the foregoing how the process can be practiced on any part of the head and on the heads of either men or women. As an extreme example, relatively short commercial hair can be applied to cover a bald or thinning spot, or a scar, etc., on a short chosen rectilinear or curved line on a man's or woman's head; and wherever there is enough live hair to be parted and combed up and again combed back over the woven juncture of live and commercial hair, the whole operation will be invisible.

The invention is not limited to the use of three cords. More may be used; or in some cases, two or only one. A plurality of more than one is preferred because a tight grip between the strands and the cords is more readily effected.

In the case of only two cords, the interweaving program of the strand with the cords may be varied as stated above for three cords. An illustrative example of such a program is shown in Fig. 7 for the two cords C and D. The strand of live hair 25, the roots of which are indicated at 26, is first put behind or under the cord C; then forwardly between the cords and upwardly over the cord D; then down under the cord D; then between the cords and over the cord C, then up under the cord C, and up over the cord D, then down under the cord D, and over the cord C. The successive alternating commercial and live strands are similarly interwoven with the cords as described for three cords.

It has been found that a single cord will suffice if care is given to the weaving operation, and particularly for fine hair; and the invention comprehends in its scope, a single cord. In the case of a single cord, the weaving program may be varied, but in Fig. 8 is illustrated an example for a cord E.

The strand of live hair 27, the roots of which are indicated at 28, is brought over the cord as at 29, and then behind the cord as at 30 with a circular movement toward the left; then with a circular movement toward the right, is brought over the cord as at 31, with the strand at 29 in a dotted line; and by drawing on the strand and sliding it toward the right on the cord, is made tight on the cord. Then with a circular movement toward the left, the strand is again

brought under the cord as at 32 and by drawing over the cord as at 33, and sliding it toward the left on the cord, is made tight on the cord.

In the aforesaid modification of the process in which a cord base is formed and secured to the head for attachment thereto of a separately made accessory, the weaving process is the same as that described above for a succession of alternating strands of live hair and commercial hair, except that in this case, the strands of commercial hair are omitted, and a succession of strands of live hair only are interwoven with the cords (or cord). The cords are thus permanently secured close to the head at successive points therealong with live hair depending therefrom, and constitutes a permanent attachment base on the head.

The accessory may be made in a well known manner and be of the type having strands of commercial hair secured at their end portions or at their middle portions to a common support or base, interwoven therewith.

The accessory is mounted permanently on the said permanent attachment base preferably by sewing or stitching its own base tightly and permanently thereto with a needle and thread. Means other than the stitching may be utilized as will occur to those skilled in the art.

Figs. 9, 10 and 11 illustrate this process somewhat diagrammatically. The cord base is shown in dotted line at 34 in Fig. 9, attached to the head and substantially concealed by the successive strands of live hair 14 interwoven therewith; ready to have the accessory or the like, attached to it.

Fig. 10 illustrates an accessory or the like comprising commercial hair 35, interwoven or otherwise secured at one end to a base indicated at 36.

Fig. 11 illustrates the accessory of Fig. 10 superimposed upon the cord base and live hair 14 of Fig. 9, some of the live hair 14 being indicated in dotted lines thereunder; and with the accessory at its base 36, sewed to the underlying cord base, by stitches indicated at 37.

The aforesaid reserve live hair at 10 when combed back down, conceals the juncture of the accessory with the live hair and base, as will be understood.

The cords or cord material as described in the foregoing is preferably a fine strong thread-like cotton cord, impregnated or coated with suitable wax; but other materials such as are used to make sewing thread, may be used; and in some cases, fine metal wire may be preferred.

While it is preferred to utilize knots such as those indicated at 7 and 21, at the beginning end and terminal end of the interwoven part of the cords, other means may be utilized, such for example, as a quick setting plastic adhesive.

In some cases, particularly when the live hair is coarse, the operation of weaving the first or cord anchoring strand of live hair with the cords may to advantage be done by a special weaving operation as follows.

The several cords, for example the cords A, B and C, are held in a group close together as if they were a single cord, and a strand of live hair is woven therewith by the program described for a single cord and illustrated in Fig. 8. By considering the cord E of Fig. 8 as the said group of cords, Fig. 8 illustrates the weaving of this special anchoring strand and it is thought unnecessary to further illustrate or describe it.

In the drawing, the hair has of necessity been illustrated diagrammatically in some respects.

For example, the strands 14—14 of live hair, and 17—17 of commercial hair, consisting each as described of a number of hairs, are, in actuality, not much if any wider or thicker than a drawing line, and could not be drawn to show that they consisted of a number of hairs.

It will therefore be understood that these strands are greatly magnified in width for illustrative purposes. Also, while the live hair strands and the commercial hair strands have been illustrated as individual strands side by side, that also is for diagrammatic illustrative purposes; and the strands 14 and 17 and the hair comprising them, as viewed in Figs. 5 and 6 for example, would in actual practice appear all intermingled and as a substantial transversely continuous mass of hair.

The invention is not limited to the exact process illustrated and described, nor to the exact programs of weaving of Figs. 4, 7 and 8; since the same may be variously modified without sacrificing the advantages of the invention; and the invention is comprehensive of all changes and modifications which come within the scope of the appended claims.

The terms "permanent" and "permanently" in some of the claims, characterizing the juncture, and the process of making it, are to be read with the meaning that the juncture is not taken apart and put together again in ordinary use and not with the meaning of perpetual duration.

I claim:

1. The process of joining commercial hair to live hair on the human head which includes: connecting successive strands of live hair and successive strands of commercial hair to a linearly elongated attachment base of cord-like material at closely spaced points therealong.

2. The process of joining commercial hair permanently to live hair on the human head which includes: interweaving strands of live hair and strands of commercial hair, with cord-like material to permanently join the strands thereto.

3. The process of joining commercial hair permanently to live hair on the human head which includes: interweaving strands of live hair with cord-like material to permanently secure the cord-like material as a base on the head; and attaching a switch or like accessory of commercial hair to the base, by thread.

4. The process of joining commercial hair to live hair on the human head which includes: mounting on the head a base of attachment for the commercial hair, by disposing elongated cord material linearly on the head and close thereto, and by weaving strands of the live hair with the cord material successively at spaced points along the cord material linearly, to cause the cord material to be secured close to the head by the strands, and weaving strands of commercial hair with the cord material.

5. The process of joining commercial hair to live hair on the human head which includes: mounting on the head a base of attachment for the commercial hair, by disposing elongated cord material linearly on the head and close thereto, and by weaving strands of the live hair with the cord material successively at spaced points along the cord material linearly, to cause the cord material to be secured close to the head by the strands; and attaching commercial hair to the base of attachment.

6. The process of joining commercial hair to

live hair on the human head which includes: mounting on the head a base of attachment for the commercial hair, by disposing elongated cord material linearly on the head and close thereto, and by weaving strands of the live hair with the cord material successively at spaced points along the cord material linearly, to cause the cord material to be secured close to the head by the strands; and attaching a switch or the like of commercial hair to the base of attachment by sewing it thereto.

7. The process of joining commercial hair to live hair on the human head, which includes: disposing elongated cord material linearly on the head and close thereto; weaving strands of commercial hair with the cord material successively at spaced points along the material linearly, to cause the commercial hair strands and cord material to be securely connected together; and weaving strands of live hair with the cord material successively at spaced points along the cord material linearly, to cause the live hair strands and cord material to be securely connected together and to cause the cord material to be secured to the head by the live hair strands.

8. The process of joining commercial hair to live hair on the human head, which includes: disposing elongated cord material linearly on the head and close thereto; weaving strands of commercial hair with the cord material successively at spaced points along the material linearly, to cause the commercial hair strands and cord material to be securely connected together; and weaving strands of live hair with the cord material successively at spaced points along the cord material linearly, to cause the cord material to be secured to the head by the live hair strands; and causing the successive commercial hair strands to be close together along the chord material by alternating them with the live hair strands successively along the cord material.

9. The process of joining commercial hair to live hair on the human head which includes: disposing cord material at one end thereof against the head, and connecting the other end to a fixed point of support; adjusting the height and distance of the said fixed point to maintain the cord material in a chosen line of direction of chosen length on the head and to remove excess slack from the cord material; weaving a first strand of live hair with the cord material at said one end to cause the strand and the cord material to be securely connected together and to cause the cord material to be secured to the head by the live hair strand; weaving a first strand of commercial hair with the cord material at a point thereof close to the first live hair strand to cause the commercial strand and the cord material to be securely connected together; similarly weaving a succession of live hair strands and commercial hair strands with the cord material in alternating relation, along said line of direction, including weaving a terminal strand of live hair at the end of the line of direction; and cutting off the said other end of the cord material beyond and adjacent to the said terminal strand of live hair.

10. The process described in claim 9 and in which the cord material comprises a plurality of cords, and the cords at said one end are knotted together; and the cords are again knotted together beyond but closely adjacent to the said terminal strand, and are cut off beyond and adjacent to the last mentioned knot.

11. The process of permanently attaching com-

mercial hair to the human head which includes: effecting permanent junctures between an intermediate filamentous base element and the commercial hair and live hair on the head, by weaving the commercial and live hair with the filamentous base element.

12. The process of joining commercial hair to live hair on the human head which includes: connecting successive strands of live hair and successive strands of commercial hair to a linearly elongated attachment base of filamentous material at closely spaced points therealong.

13. The process of joining commercial hair permanently to live hair on the human head which includes: interweaving strands of live hair and strands of commercial hair, with filamentous material to permanently join the strands thereto.

14. The process of joining commercial hair permanently to live hair on the human head which includes: interweaving strands of live hair with filamentous material to permanently secure the filamentous material as a base on the head; and attaching a switch or like accessory of commercial hair to the base, by thread.

15. The process of joining commercial hair to live hair on the human head which includes: mounting on the head a base of attachment for the commercial hair, by disposing elongated filamentous material linearly on the head and close thereto, and by weaving strands of the live hair with the filamentous material successively at spaced points along the filamentous material linearly, to cause the filamentous material to be secured close to the head by the strands, and weaving strands of commercial hair with the filamentous material.

16. The process of joining commercial hair to live hair on the human head which includes: mounting on the head a base of attachment for the commercial hair, by disposing elongated filamentous material linearly on the head and close thereto, and by weaving strands of the live hair with the filamentous material successively at spaced points along the filamentous material linearly, to cause the filamentous material to be secured close to the head by the strands; and attaching commercial hair to the base of attachment.

17. The process of joining commercial hair to live hair on the human head which includes: mounting on the head a base of attachment for the commercial hair, by disposing elongated filamentous material linearly on the head and close thereto, and by weaving strands of the live hair with the filamentous material successively at spaced points along the filamentous material linearly, to cause the filamentous material to be secured close to the head by the strands; and attaching a switch or the like of commercial hair to the base of attachment by sewing it thereto.

18. The process of joining commercial hair to live hair on the human head, which includes: disposing elongated filamentous material linearly on the head and close thereto; weaving strands of commercial hair with the filamentous material successively at spaced points along the material linearly, to cause the commercial hair strands and filamentous material to be securely connected together; and weaving strands of live hair with the filamentous material successively at spaced points along the filamentous material linearly, to cause the live hair strands and filamentous material to be securely connected together and to cause the filamentous material to be secured to the head by the live hair strands.

19. The process of joining commercial hair to

11

live hair on the human head, which includes: disposing elongated filamentous material linearly on the head and close thereto; weaving strands of commercial hair with the filamentous material successively at spaced points along the material linearly, to cause the commercial hair strands and filamentous material to be securely connected together; and weaving strands of live hair with the filamentous material successively at spaced points along the filamentous material linearly, to cause the filamentous material to be secured to the head by the live hair strands; and causing the successive commercial hair strands to be close together along the filamentous material by alternating them with the live hair strands successively along the filamentous material.

CHRISTINA M. JENKINS.

12

REFERENCES CITED

The following references are of record in the file of this patent:

UNITED STATES PATENTS

Number	Name	Date
264,935	Demorest	Sept. 26, 1882
431,837	Borden	July 8, 1890
2,165,716	Molleson	July 11, 1939

FOREIGN PATENTS

Number	Country	Date
17,697	Great Britain	Jan. 12, 1915